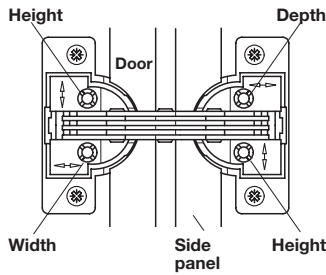


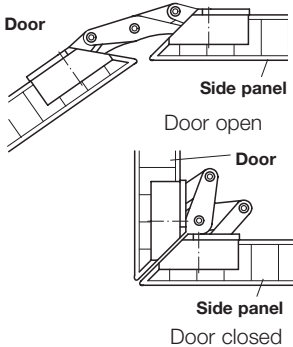
For Doors and Flaps

- Three-way adjustable: 3 mm in height, 1.5 mm in depth and width


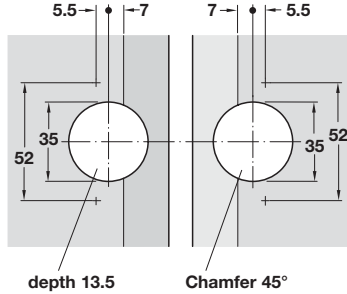
Opening angle: **135°**



Sample installation:



Hole pattern



GS 45/90 Miter Hinge

- Screw-mounted
- Chamfer: 45°
- Door thickness: 16 to 22 mm
- Side panel thickness: 16 to 22 mm

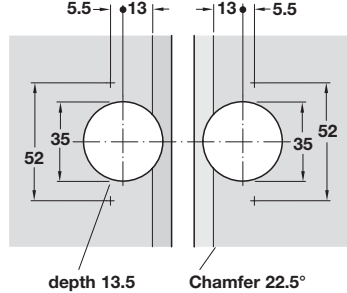
Material: Cup: Zinc die-cast
Hinge arm: Steel

Finish	Item No.
nickel-plated	325.00.708

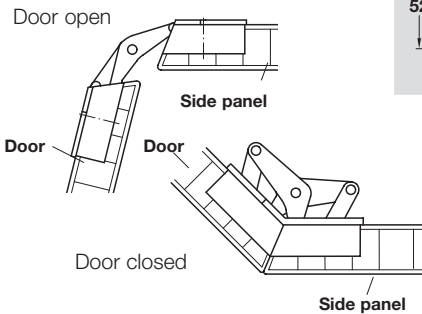
Opening angle: **120°**



Hole pattern



Sample installation:



GS 22.5/135 Miter Hinge

- Screw-mounted
- Chamfer: 22.5°
- Door thickness: 16 to 22 mm
- Side panel thickness: 16 to 22 mm

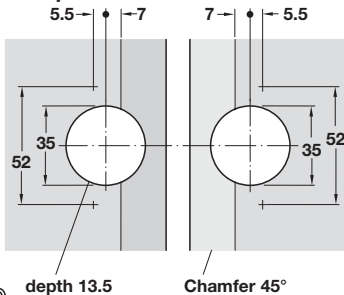
Material: Cup: Zinc die-cast
Hinge arm: Steel

Finish	Item No.
nickel-plated	325.00.726

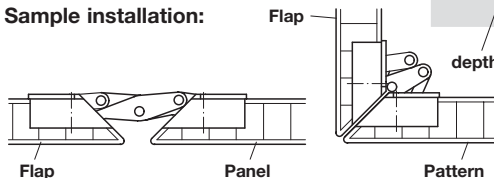
Opening angle: **90°**



Hole pattern



Sample installation:



Miter Flap Hinge

- Screw-mounted
- Chamfer: 45°
- Flap thickness: 16 to 22 mm
- Side panel thickness: 16 to 22 mm
- Use in combination with flap and lid stays

Material: Cup: Zinc die-cast
Hinge arm: Steel

Finish	Item No.
nickel-plated	325.02.702

Dimensional data not binding. We reserve the right to alter specifications without notice.

Flat head screws

pages 11.137-11.138, 11.140