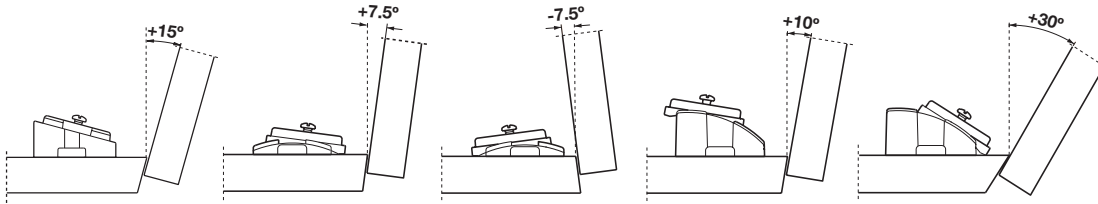


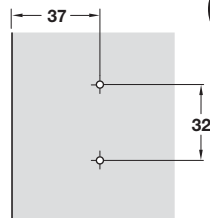
Salice – Mounting Plates



An almost infinite variety of angled door applications is possible when used in conjunction with Salice hinges found on pages **9.16-9.32**.



Hole pattern




Slide-on

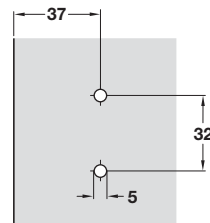
- Screw-mounted
- Pre-installed hinge-arm retaining screws
- With independent vertical adjustment

Material: Zinc, die-cast; Finish: nickel-plated

Reinforcement	Model	Item No.
0	B2R3E09/15	329.80.626
3	B2R3E39/15	329.80.653
9	B2R3E99/15	329.80.680



Hole pattern



Slide-on

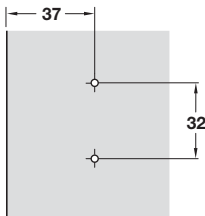
- Screw-mounted in system holes
- Pre-installed hinge-arm retaining screws
- Pre-installed fastening screws
- 11 mm length for single-side mounting
- With independent vertical adjustment

Material: Zinc, die-cast; Finish: nickel-plated

Reinforcement	Model	Item No.
0	B2RGE09/17	329.81.721
3	B2RGE39/17	329.81.758
6	B2RGE69/17	329.84.006
9	B2RGE99/17	329.81.785



Hole pattern



Slide-on

- Screw-mount
- Pre-installed hinge-arm retaining screws
- With vertical adjustment (oblong holes)

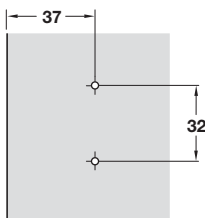
Material: Zinc, die-cast; Finish: nickel-plated

Type	Model	Item No.
15°	B2V3BW9/15	329.84.100

9



Hole pattern



Slide-on

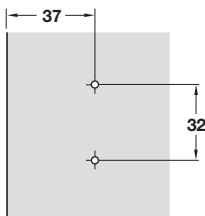
- Screw-mount
- Pre-installed hinge-arm retaining screws
- With vertical adjustment (oblong holes)

Material: Zinc, die-cast; Finish: nickel-plated

Reinforcement	Type	Model	Item No.
variable	+/- 7.5°	B2V3BW9R/15	329.84.110



Hole pattern



Slide-on

- Screw-mount
- Pre-installed hinge-arm retaining screws
- With vertical adjustment (oblong holes)

Material: Zinc, die-cast; Finish: nickel-plated

Reinforcement	Type	Model	Item No.
variable	+10/+ 30°	B2V3BW9S/15	329.84.120

Raised head screws

page 11.145

Dimensions in mm
Inches are approximate

Dimensional data not binding. We reserve the right to alter specifications without notice.