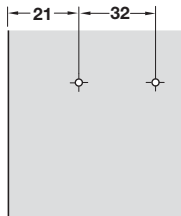


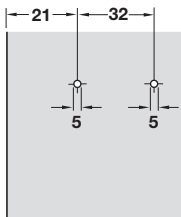
Salice – Mounting Plates



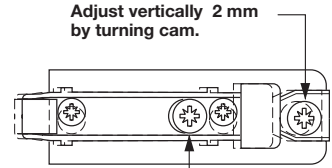
Hole pattern



Hole pattern



Vertical and depth adjustments made with Pozi drive #2.



Clip

- Screw-mounted with wood screws
- With independent vertical adjustment

Material: Steel; Finish: nickel-plated

Reinforcement	Model	Item No.
0	BAP3R09	329.67.040
3	BAP3R39	329.67.043
9	BAP3R99	329.67.048

Supplied With

Screws

Clip

- Pre-installed euro mounting screws
- 11 mm length for single-side mounting
- Spring lever
- Screw-mounted in system holes
- With independent vertical adjustment

Material: Steel; Finish: nickel-plated

Reinforcement	Model	Item No.
2	BAPGR29/16	329.67.002
3	BAPGR39/16	329.67.003

Face Frame Inset Assembly

- Used with mounting plate above for a complete assembly
- Offers an appropriate mounting plate thickness for the variety of cabinet construction
- Eliminates the need to “build up” to match the face frame interspace

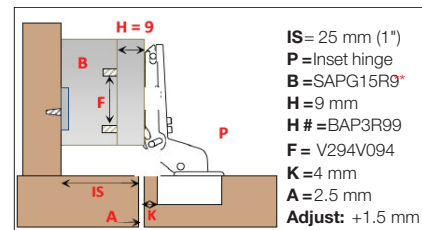
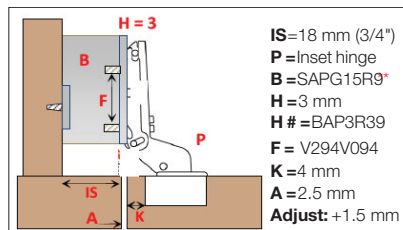
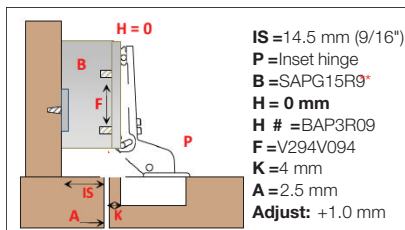
Material: Steel; Finish: nickel-plated

Model	Item No.
for wood screws	SAPG15R9 329.67.061
with pre-mounted euro screws	SAPG15R9/16 329.67.071

M4 Screw, 10 mm

Item No.
022.35.109

Packing: 100 pcs.



IS – Interspace (from side to frame edge)
B – Lower base
F – M4 screw
H – Top plate height
K – Edge bore distance
A – Gap

Dimensional data not binding. We reserve the right to alter specifications without notice.