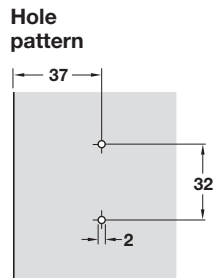



Salice – Mounting Plates

Automatic Adjustment Response feature: a slight turn of the depth adjustment cam or vertical cam quickly positions hinge – eliminating need for manual positioning by loosening screws.

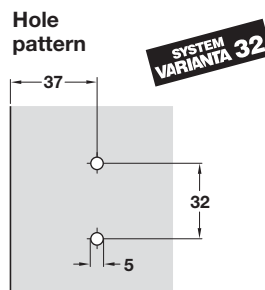



Clip

- Screw-mounted
- Spring lever
- With vertical adjustment

Material: Steel; Finish: nickel-plated

Reinforcement	Model	Item No.
0	BAR3L09F	329.68.000
3	BAR3L39F	329.68.003
6	BAR3L69F	329.68.006



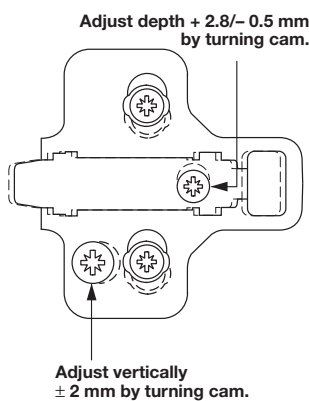
Clip

- Screw-mounted in system holes
- Spring lever
- Pre-installed euro mounting screws
- 11 mm length for single-side mounting
- With vertical adjustment

Material: Steel; Finish: nickel-plated

Reinforcement	Model	Item No.
0	BARGL09F/16	329.69.010
3	BARGL39F/16	329.69.013
6	BARGL69F/16	329.69.016

Vertical and depth adjustments made with Pozi drive #2.



Dimensional data not binding. We reserve the right to alter specifications without notice.