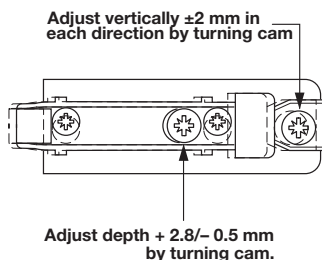
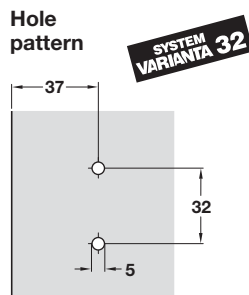

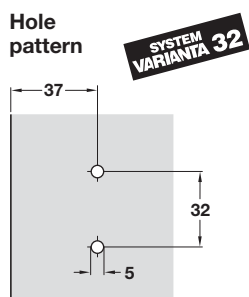

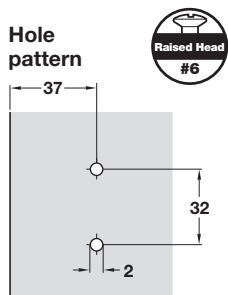



Salice – Mounting Plates

Automatic Adjustment Response feature: a slight turn of the depth adjustment cam or vertical cam quickly positions hinge – eliminating need for manual positioning by loosening screws.



Clip

- Screw-mounted
- Spring lever
- With independent vertical and depth adjustment

Material: Steel, Zinc; Finish: nickel-plated

Reinforcement	Model	Item No.
0	BAR3R09	329.71.500
2	BAR3R29	329.71.502
3	BAR3R39	329.71.503
6	BAR3R69	329.71.506
9	BAR3R99	329.71.508
12	BAR3RC9	329.71.509

Clip

- Screw-mounted in system holes
- Spring lever
- Pre-installed 11 mm Euro screws
- With independent vertical and depth adjustment

Material: Steel, Zinc; Finish: nickel-plated

Reinforcement	Model	Item No.
0	BARGR09/16	329.71.510
2	BARGR29/16	329.71.512
3	BARGR39/16	329.71.513
6	BARGR69/16	329.71.516
9	BARGR99/16	329.71.518
12	BARGRC9/16	329.71.519

Clip

- For center/common panels
- With pre-installed 7.5 mm Euro screws

Material: Steel, Zinc; Finish: nickel-plated

Reinforcement	Model	Item No.
0	BARGR09/20	329.71.530
3	BARGR39/20	329.71.533

Clip

- Mounted in system holes with expandable 5 mm dowels
- Spring lever
- With independent vertical and depth adjustment

Material: Steel, Zinc; Finish: nickel-plated

Reinforcement	Model	Item No.
0	BAR4R09/16	329.71.520
2	BAR4R29/16	329.71.522
3	BAR4R39/16	329.71.523
6	BAR4R69/16	329.71.526

Note

Vertical & depth adjustments made with Pozi drive #2.

9

Dimensions in mm
Inches are approximate

Raised head screws

page 11.145

Dimensional data not binding. We reserve the right to alter specifications without notice.