


Cut-To-Size – Accessories

- No drilling required
- Pre-attached slotted screws secure hinge to aluminum frame



Corner Connector


- With 2 clamping screws for 23 mm wide aluminum frame profiles to connect miters

Material: Zinc alloy

Finish	Item No.
nickel-plated	563.25.910

Note

4 pcs. required per frame



Corner Connector


- With 4 clamping screws for 38 mm wide aluminum frame profiles to connect miters

Material: Zinc alloy

Finish	Item No.
nickel-plated	563.25.912

Note

4 pcs. required per frame



Note

Can be used with Duo lid stay and 373.66.693 as the door bracket, refer to page **9.112**.

Lid Stay Adapter Bracket

- For glass or panel inserts
- For glass panel thickness of 4 mm 5/32"
- Insert into frame before mounting the glass panels

Material: Zinc

Finish	Item No.
nickel-plated	563.25.960

Supplied With

2 mounting screws