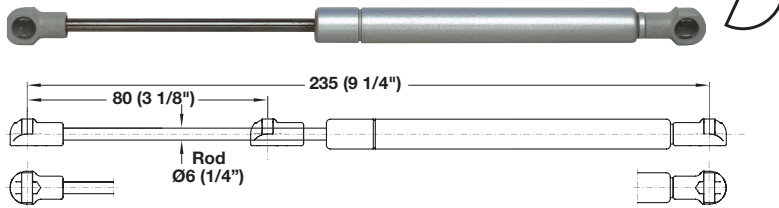


### E-Z Open

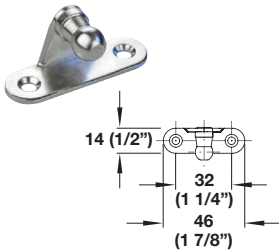
- For wood or aluminum doors
- Can be used for a face frame application
- Smooth motion and stopping
- Secure holding in open and closed positions
- 110° concealed hinges and mounting plates are required for installation



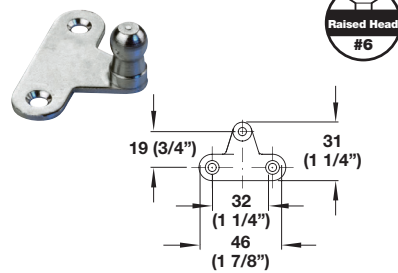
#### Spring



#### Door bracket



#### Cabinet bracket



#### Lid Stay 100 N (22.5 lbs.)

- For wood doors or aluminum frames of 35 mm (1 3/8") profile width or wider

Material: Steel

Color	Item No.
silver	373.71.901

#### Supplied With

- 2 springs
- 2 cabinet brackets
- 2 door brackets

#### Lid Stay 150 N (33.7 lbs.)

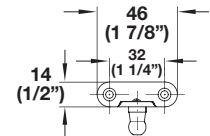
- For wood doors or aluminum frames of 35 mm (1 3/8") profile width or wider

Material: Steel

Color	Item No.
silver	373.71.902

#### Supplied With

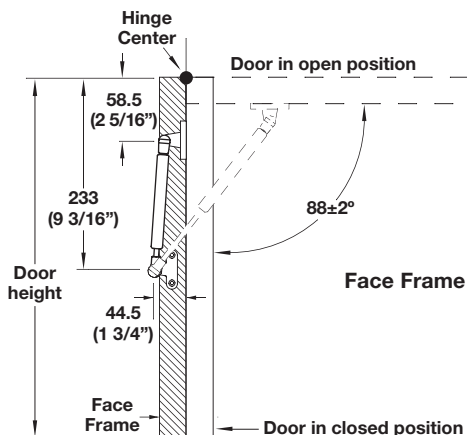
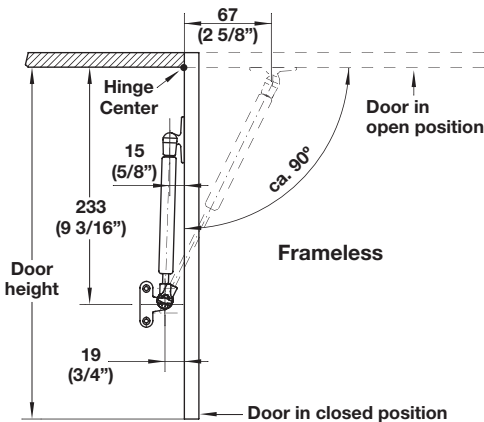
- 2 springs
- 2 cabinet brackets
- 2 door brackets



#### Door Mounting Bracket, optional

- For aluminum frame profiles of less than 35 mm (1 3/8") wide
- Recommended for aluminum frames series 563.00, 563.01, and 563.04

	Item No.
	373.70.900



Dimensions in mm  
Inches are approximate

Door height	Door weight			
	2-3 kg. 5-7 lbs.	3.5-4.5 kg. 8-10 lbs.	5-6 kg. 11-13 lbs.	6.5-9 kg. 14-20 lbs.
254-305 (10-12")	373.71.901	373.71.901	373.71.901	373.71.902
330-380 (13-15")	373.71.901	373.71.901	373.71.901	-
406-457 (16-18")	373.71.901	373.71.901	373.71.902	-
483-533 (19-21")	373.71.901	373.71.902	-	-
559-610 (22-24")	373.71.901	373.71.902	-	-

The values indicated are guidelines only. Trial application is recommended. Guidelines are based on two lid stays per door.

Raised head screws

page 11.144

Dimensional data not binding. We reserve the right to alter specifications without notice.