

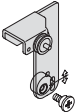
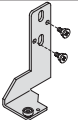




Set

	Item No.
	405.55.111




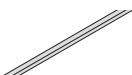
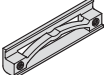
Note

The complete fitting set is always delivered without running and guide rails, please order separately.

Set Components

Description	Material	Finish/Color	Qty.
 Running gear, single roller	Steel	chromatized	1 pair
 Guide	-	-	1 pair
 Frame mounting set (4 angles)	Steel	chromatized	1 set
 Stopper, left hand  Stopper, right hand	Plastic	gray	1 pc.
 Guide buffer	Plastic	gray	2 pcs.

Individual Components

Description	Material	Finish/Color	Length	Item No.
 Upper running rail, with screw holes	Aluminum	bright	2.5 m (8' 2 7/16")	405.56.002
 Lower guide rail, with screw holes, for glue-mounting in cabinet floor from 19 mm (3/4") wood thickness	Aluminum	bright	2.5 m (8' 2 7/16")	405.30.026
 Glass frame profile	Aluminum	anodized, silver	2.5 m (8' 2 7/16")	405.58.002
			3.5 m (11' 5 11/16")	405.58.003
 Glass gasket	Plastic	gray	2.5 m (8' 2 7/16")	401.65.526
 Center door stopper	Plastic	gray	-	405.33.030

Dimensional data not binding. We reserve the right to alter specifications without notice.

Flat head screws	Pages 11.137–11.138, 11.140
Pan head screws	Pages 11.139–11.140

Dimensions in mm
Inches are approximate