





Set

	Item No.
For 2 doors	405.82.261

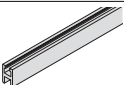
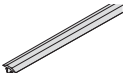

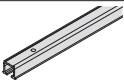

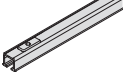
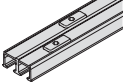


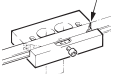
Note

The complete fitting set is always delivered without running and guide rails, please order separately.

Set Components

Description	Material	Finish/Color	Qty.
 Running gear, for insertion	Plastic	light gray	4 pcs.
 Running gear mounting part	Plastic	gray	4 pcs.
 Stopper, with retaining spring	Plastic	light gray	4 pcs.
 Guide	Plastic	anthracite	2 pcs.
 Frame mounting angle	Steel	chromatized	8 pcs.
Running rail support clip	-	-	4 pcs.

Individual Components

Description	Material	Color	Length	Item No.
 Glass fixing profile, for aluminum frame	Aluminum	anodized, silver	2.5 m (8' 2 7/16")	405.78.902
 Covering profile, for lateral covering of glass frame profile	Plastic	light gray	2.5 m (8' 2 7/16")	405.77.502
 Glass gasket profile	Plastic	gray	2.5 m (8' 2 7/16")	401.65.526
  Single running rail, upper, with screw holes and two notches at each end of running rail	Aluminum	bright	2.5 m (8' 2 7/16")	405.87.013
 Single running rail, upper, with rotating fasteners and two notches at each end of running rail (not suitable for hard wood)	Aluminum	bright	2.5 m (8' 2 7/16")	405.86.002
 Double running rail, upper, with rotating fasteners and two notches at each end of running rail (not suitable for hard wood)	Aluminum	bright	2.5 m (8' 2 7/16")	405.89.002
 Knob, Ø10 mm (3/8")	Aluminum	anodized		405.46.910
 Flush Pull, Ø30 mm (1 3/16"), to be screwed or glued on	Aluminum	anodized		405.46.900
 Drilling jig, for glass frame profile	Plastic	-		405.08.000

Note

A min. cabinet top thickness of 19 mm (3/4") is required for mounting the single running rail with rotating fasteners.

Dimensional data not binding. We reserve the right to alter specifications without notice.