





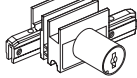
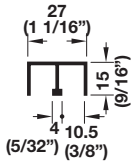
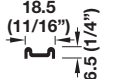
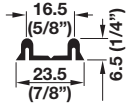





### Individual Components

Description	For glass thickness	Version	Material	Finish/Color	Length	Item No.
 Running gear, for sliding in and tightening	6 (1/4") and 8 (5/16")	-	Steel	galvanized Roller: white, plastic-coated	-	415.13.103
 Installation tool for running gear	6 (1/4") and 8 (5/16")	-	Plastic		-	415.13.060
Gasket for installation into double top guide track, for anti-derailment	6 (1/4")	-	Plastic	white translucent	50 (2")	415.13.050
	8 (5/16")					415.13.051
 End cap, without notch for glass, for clipping on and tightening	6 (1/4") and 8 (5/16")	-	Plastic	chrome-plated matt	-	415.13.020
 End cap, with notch for glass, for clipping on and tightening	6 (1/4") and 8 (5/16")	-	Plastic	chrome-plated matt	-	415.13.021
 Glass profile grip, without notch for glass, for clipping on and tightening	6 (1/4") and 8 (5/16")	-	Plastic	chrome-plated matt	-	415.13.170
 Glass profile grip*, with notch for glass, for clipping on and tightening	6 (1/4") and 8 (5/16")	-	Plastic	chrome-plated matt	-	415.13.010
 Lock housing	6 (1/4") and 8 (5/16")	-	Zinc alloy	Housing: nickel-plated	-	233.02.410
Cylinder core with reversible key, including 2 keys, 2,000 key changes, with door lift-up safeguard, for clipping on and tightening	-	Keyed different	Housing: Zinc alloy Plate levers: Brass	-	-	210.30.600
	-	Keyed alike		210.30.601		
 Double top guide track, for screw mounting	6 (1/4") and 8 (5/16")	-	Aluminum	silver colored anodized	5 m (16' 4 27/32")	415.10.950
 Double bottom running track, for screw mounting	6 (1/4") and 8 (5/16")	-	Aluminum	silver colored anodized	5 m (16' 4 27/32")	415.11.950
 Double bottom running track*, for screw mounting and for use with 237.56.971 (Dialock EFL 41)	6 (1/4") and 8 (5/16")	-	Aluminum	silver colored anodized	3.5 m (11' 13/16")	415.08.972
 Glass profile, bottom, for mounting the running gear to the glass door	6 (1/4") and 8 (5/16")	-	Aluminum	silver colored anodized	5 m (16' 4 27/32")	415.12.950
 Clip-on profile for glass door, for installation into glass profile	6 (1/4")	-	Plastic	white translucent	50 m (164' 1/2")	415.13.040
					2.5 m (8' 2 7/16")	415.13.642
					5 m (16' 4 27/32")	415.13.645
 Dust strip, vertical for bypassing applications	6 (1/4")	-	Aluminum/Plastic	silver colored anodized	5 m (16' 4 27/32")	416.13.935
	8 (5/16")				416.13.925	

Dimensional data not binding. We reserve the right to alter specifications without notice.

#### Order reference

\* These items must be ordered when using 237.56.971 (Dialock EFL 41 Lock)

EFL 41 sliding door lock

Page 10.88

Dimensions in mm  
Inches are approximate