

**Set**

	Item No.
For 1 door	405.55.011




**Supplied With**

Mounting instructions

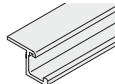
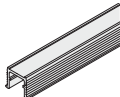
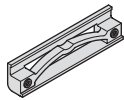
**Note**

The complete fitting set is always delivered without running and guide rails, please order separately.

**Set Components**

	Description	Material	Finish/Color	Qty.
	Running gear, single roller	Steel	chromatized	2 pcs.
	Stopper, left	Plastic	gray	1 pc.
	Stopper, right	Plastic	gray	1 pc.
	Guide	Steel	chromatized	2 pcs.
	Guide buffer	Plastic	gray	2 pcs.

**Individual Components**

	Description	Material	Finish/Color	Length	Item No.
	Upper running rail, screw-mounting	Aluminum	bright	2.5 m (8' 2 7/16")	405.56.002
	Lower guide rail, screw-mounting, for glue-mounting in cabinet bottom panel min. 19 mm (3/4") wood thickness	Aluminum	bright	2.5 m (8' 2 7/16")	405.30.026
	Center door stopper, optional	Plastic	gray	–	405.33.030

Dimensional data not binding. We reserve the right to alter specifications without notice.

Dimensions in mm  
Inches are approximate