









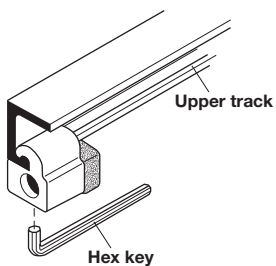


Individual Components

Description	Material	Finish/Color	Length	Item No.
  <p>Single running gear, with ball bearing mounted wheel, complete with plate for attachment to back of door, 20 kg (44 lbs.)</p>	Steel	galvanized	-	407.65.017
  <p>Dual running gear, with ball bearing mounted wheel, complete with plate for attachment to back of door, 40 kg (88 lbs.)</p>	Steel	galvanized	-	407.65.035
 <p>Track stopper, attached to track</p>	Aluminum	unanodized	-	942.14.041
  <p>Buffer, screw-mounted, attached to wall/cabinet/door</p>	Rubber	black	-	407.01.930
 <p>Buffer, plug-fit type</p>	Rubber	white	-	406.24.100
  <p>Upper tracks, pre-drilled</p>	Aluminum	anodized, transparent	2.5 m (8' 2 7/16")	942.14.250
			3.5 m (11' 5 13/16")	942.14.350
			6 m (19' 8 1/4")	942.14.600

Dimensional data not binding. We reserve the right to alter specifications without notice.



The track stopper is slipped onto the upper track and secured with a hex key.

Flat head screws	Pages 11.137–11.138, 11.140
Pan head screws	Pages 11.139–11.140

Dimensions in mm
Inches are approximate