


Accuride

- Maximum weight capacity: 13.6 kg (30 lbs.)
- Minimum door thickness: 5/8"
- Maximum door thickness: 1 1/4"
- Vertical doors maximum 42" height by 24" width
- Horizontal doors maximum 42" width by 24" height
- Wood follower strip is provided by the customer
- Cut follower strip is 6" shorter than door height
- Maximum thickness for follower strip is 19 mm (3/4")
- For concealed doors in entertainment centers, wall units, and cabinets
- Detent out



1234

- Without hinges (sold separately)

Material: Steel; Finish: zinc; Color: black

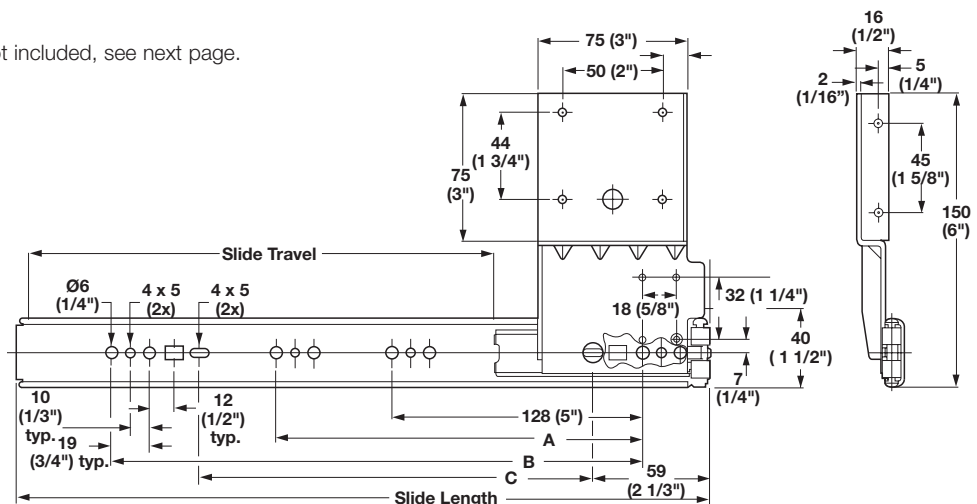
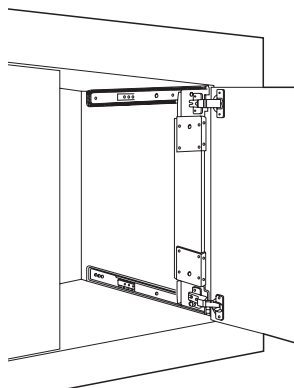
Length	Travel	A	B	C	Item No.
12" (303)	7 3/8" (188)	-	8 7/8" (224)	6" (154)	408.35.332
14" (354)	9 3/8" (239)	-	8 7/8" (224)	6" (154)	408.35.337
16" (405)	11 3/8" (290)	-	12 5/8" (320)	9 7/8" (250)	408.35.342
18" (456)	13 3/8" (340)	-	13 7/8" (352)	11 1/8" (282)	408.35.347
20" (506)	15 3/8" (391)	-	16 3/8" (416)	13 5/8" (346)	408.35.352
22" (557)	17 3/8" (442)	13 7/8" (352)	18 7/8" (480)	16 1/2" (410)	408.35.357
24" (608)	19 3/8" (493)	13 7/8" (352)	18 7/8" (480)	16 1/2" (410)	408.35.362
26" (659)	21 3/8" (543)	13 7/8" (352)	21 1/2" (544)	18 5/8" (474)	408.35.367
28" (710)	23 3/8" (594)	13 7/8" (352)	24" (608)	21" (538)	408.35.372

Supplied With

2 slides
2 pivot blocks and all mounting hardware

Note

Hinge mounting plate and hinges are not included, see next page.



Dimensions in mm
Inches are approximate

Dimensional data not binding. We reserve the right to alter specifications without notice.