

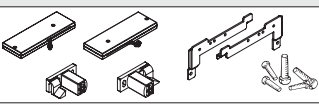
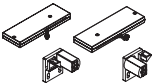
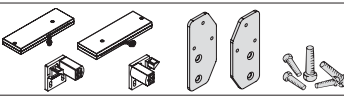
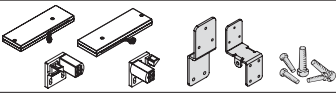
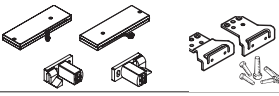
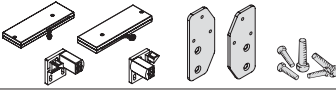
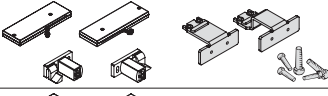
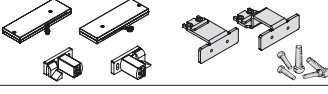
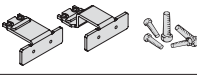
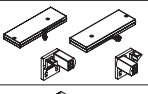
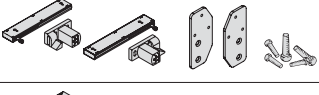
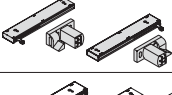
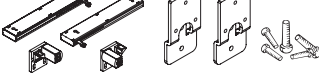
### EKU

- For cabinets with 2 wood, aluminum framed, or all-glass doors, with optional aluminum cover
- No rebounding doors – doors are pulled into the end position
- High quality, reliable and maintenance free gas-loaded spring
- Operates at all times if the roller-bearing lever is moved out of position, the door engaging system on the follower ensures that the lever is returned to its original position
- Retrofit installation is possible
- No changes needed for the running and guide tracks
- Mounts easily; paper drill jig and instructions included





*soft&silent* )))

### Sets

	Description	Item No.
	Clipo 25 GR (Inslide/Mixslide)	405.10.004
		405.10.094
	Clipo 25/35 H (Inslide/Mixslide)	405.10.005
	Clipo 35 HM (Inslide/Mixslide)	405.10.005
		405.10.090
	Combino 20/35 H (Inslide/Mixslide)	405.10.005
		405.10.092
	Combino L 40	405.10.004
		405.10.097
	Regal C 25 HM (Inslide)	405.10.005
		405.10.093
	Regal B 25 H (Foreslide)	405.10.004
		405.10.095
	Regal C 25 GR (Inslide/Mixslide)	405.10.004
		405.10.094
	Frontal 25 (Foreslide)	405.10.004
		405.10.095
	Clipo 10 H (Inslide)	405.10.003
	Clipo 15 H (Inslide/Mixslide)	
	Combino 60 H (Inslide/Mixslide)	405.10.000
	Combino 60 H (Mixslide, Top running)	405.10.093
	Combino 60 H (Foreslide, Internal mounting)	405.10.000
	Combino 60 H (Mixslide, Bottom running)	
	Combino 60 GR (Mixslide, Foreslide, Internal mounting)	405.10.000
		405.10.080

### Individual Components

	Description	Material	Finish	Item No.
	Cover, optional	Aluminum	–	405.10.096
	Adapter, for Soft Close mechanism	Steel	galvanized	405.10.097

Dimensions in mm  
Inches are approximate

### Note

For items with 2 numbers, both items must be ordered.

Dimensional data not binding. We reserve the right to alter specifications without notice.