

Set

	Item No.
Model GPK for 1 door	405.02.008
Model GPPK for 1 door	405.02.009

Supplied With

Mounting instructions

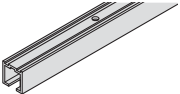
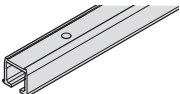
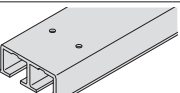
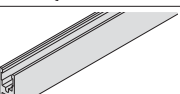

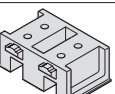
Note

The complete fitting set is always delivered without decorative hardware, glass fixing profiles, running and guide rails, please order separately.

Set Components

Description	Material	Finish/Color	Model GPK for 1 door	Model GPPK for 1 door
Running gear, 4 rollers, with friction bearing, height adjustable ± 2 mm (1/16")	Zinc alloy	bright	2 pcs.	2 pcs.
Suspension fitting, for inserting into and screw-mounting to top glass fixing profile, height adjustable ± 2 mm (1/16"), with screw	Zinc alloy	galvanized	2 pcs.	2 pcs.
Top suspension screw, for connecting the running gear with suspension fitting	Steel	galvanized	2 pcs.	2 pcs.
Top door stopper, with retaining spring	Plastic	gray	2 pcs.	2 pcs.
Cover, for bottom glass fixing profile, with mounting screw	Zinc alloy	galvanized	-	2 pcs.
Guide with zero clearance, for screw-mounting, for 4 – 8 mm (3/16" – 5/16") thick glass	Zinc alloy	chrome-plated matt	1 pc.	-
Spacers, for guide with zero clearance, for compensating 4 and 6 mm (3/16" and 1/4") thick glass	Plastic	gray	1 set	-
Guide with zero clearance, for screw-mounting	Plastic	gray	-	1 pc.

Individual Components

	Description	Min. cabinet top thickness	Material	Finish/Color	Length	Item No.
	Single top running track, for screw-mounting under cabinet top	19 (3/4")	Aluminum	clear anodized	2.5 m (8' 2 7/16")	405.02.212
					3.5 m (11' 5 13/16")	405.02.213
	Single top running track, for screw-mounting into groove	30 (1 3/16")	Aluminum	bright	2.5 m (8' 2 7/16")	405.00.202
					3.5 m (11' 5 13/16")	405.00.203
	Double top running track, for screw-mounting into groove	30 (1 3/16")	Aluminum	bright	2.5 m (8' 2 7/16")	405.02.202
					3.5 m (11' 5 13/16")	405.02.203
	Top and bottom glass fixing profile, for glue-mounting	-	Aluminum	clear anodized	2.5 m (8' 2 7/16")	405.03.202
					3.5 m (11' 5 13/16")	405.03.203
	Track end piece, for single top running track	-	Plastic	gray	-	405.00.070
	Track end piece, for double top running track	-	Plastic	gray	-	405.00.071

Dimensional data not binding. We reserve the right to alter specifications without notice.

Dimensions in mm
Inches are approximate