

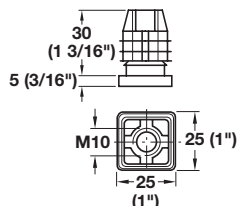
Glide

- Press-fit into square tubes, 1.5-2 mm thick

Material: Plastic; Color: black

Size	Item No.
20 x 20 (13/16" x 13/16")	652.12.615
25 x 25 (1" x 1")	652.12.624

Packing: 100 pcs.



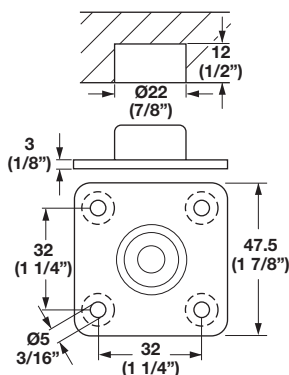
Glide

- With M10 internal thread
- Press-fit into square tubes, 1.5-2 mm thick

Material: Plastic

Color	Item No.
black	652.11.627

Packing: 100 pcs.



Threaded Plate

- With M10 internal thread
- Heavy-duty, screw-mounted
- For levelers or casters

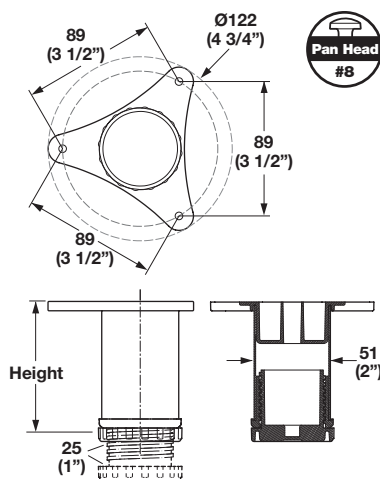
Material: Zinc, plated

Internal thread element: Steel

Finish	Item No.
nickel-plated	637.07.910

Packing: 50 pcs.

6



Leveler

- Adjustable
- Offers customization and flexibility for quick installation
- Ideal for applications in garage organization
- Fluted aluminum tube is strong and non-corrosive in damp conditions
- Static load rating: 160 kg (350 lbs.) per leg
- Tube is easy to cut for custom lengths (saw blade for cutting non-ferrous metals recommended)
- Adjustable foot is pre-inserted in tube
- Offers + 25 mm (1") of adjustment
- Press fit tube onto surface-mounted base plate
- Base plate can be mounted and used as a glide during production

Material: Tube: Aluminum; Finish: matt

Base plate & foot: Plastic; Color: black

Base Height	Item No.
90 (3 1/2")	792.01.080
152 (6")	792.01.081
228 (9")	792.01.082
305 (12")	792.01.083

Pan head screws

Pages 11.139-11.140

Dimensions in mm
Inches are approximate