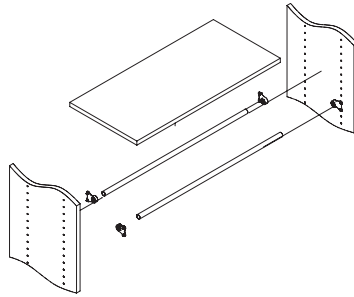
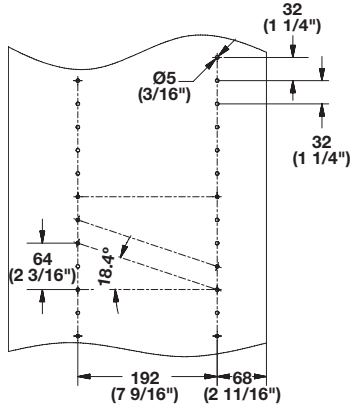


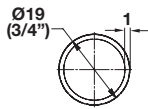
**Synergy**



The rail can be positioned on the same plane – shoes are displayed in a horizontal plane.



Rear rod can be positioned upwards, allowing shoes to be displayed on an incline.

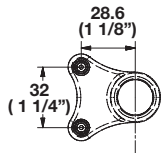


**Shoe Rail**

- Cut-to-size
- Requires shoe rail bracket, order separately

Material: Aluminum, anodized

Finish	Length	
	762 (30")	914 (36")
polished chrome	805.87.200	805.87.210
matt aluminum	805.87.900	805.87.910
matt nickel	805.87.600	805.87.610
dark oil-rubbed bronze	805.87.100	805.87.110



**Shoe Rail Bracket**

- To mount rails, order separately
- Connects shoe rail to side panel using 32 mm (1 1/4") line bore holes with 5 mm press in dowels

Material: Plastic

Color	Item No.
black	805.87.993

Dimensional data not binding. We reserve the right to alter specifications without notice.

Dimensions in mm  
Inches are approximate