
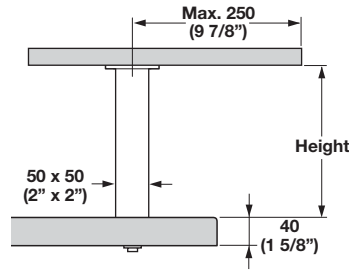


Countertop Supports

- Maximum distance between supports: 900 mm (35 1/2")
- Mounts on the countertop
- For solid tops
- Maximum load capacity: 40 kg (88 lbs.)

3

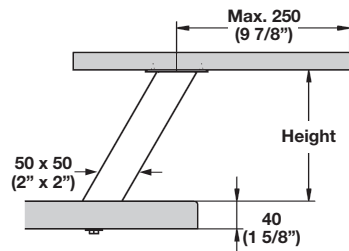


Square Countertop Support

Material: Steel; Finish: stainless steel effect

| Height | Item No. |
|----------------|------------|
| 170 (6 11/16") | 505.23.001 |
| 190 (7 1/2") | 505.23.002 |
| 230 (9 1/16") | 505.23.003 |

Supplied With
Mounting hardware



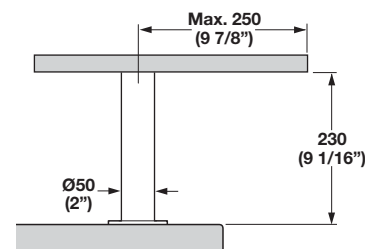
Square Angled Countertop Support

- Slanted 60°

Material: Steel; Finish: stainless steel effect

| Height | Item No. |
|----------------|------------|
| 170 (6 11/16") | 505.23.021 |
| 190 (7 1/2") | 505.23.022 |
| 230 (9 1/16") | 505.23.023 |

Supplied With
Mounting hardware



Round Countertop Support

Material: Steel

| Finish | Item No. |
|------------------------|------------|
| stainless steel effect | 505.24.003 |

Supplied With
Mounting hardware

Dimensions in mm
Inches are approximate

Dimensional data not binding. We reserve the right to alter specifications without notice.