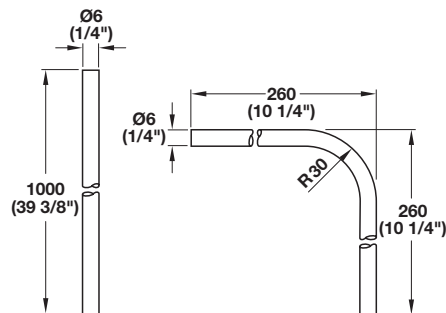



**Metal Rail System**

- Straight rod and corner rods are inserted through the holes in the posts and are "spliced" inside the post holes

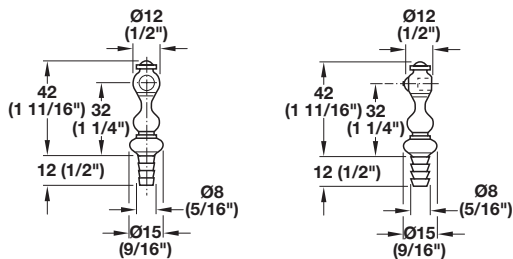


**Rail System**

Material: Steel; Finish: polished chrome

| Description         | Item No.   |
|---------------------|------------|
| rod, 1000 (39 3/8") | 522.15.219 |
| corners, 90°        | 522.16.216 |

Dimensional data not binding. We reserve the right to alter specifications without notice.



**Posts, knock in**

Material: Zinc; Finish: polished chrome

| Description  | Item No.   |
|--------------|------------|
| gallery post | 522.17.213 |
| end post     | 522.17.222 |

Dimensions in mm  
Inches are approximate