

Fineline – Cutlery Tray and Spice Drawer Insert

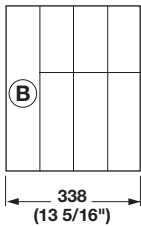
- Your choice of natural walnut or birch
- Easily trimmed to fit most drawers
- Walnut provides a beautiful contrast in maple drawer boxes
- Patented Fineline design
- Base plate may be used as drawer bottom
- A large variety of accessories to choose from for increased storage and functionality
- Beautiful mix of natural wood, stainless steel and aluminum
- Elegantly tapered dividers for a distinguished "Fineline" look



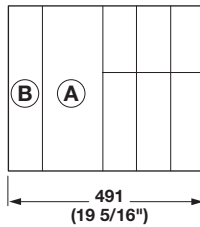
3



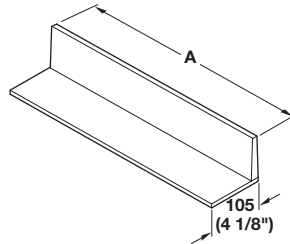
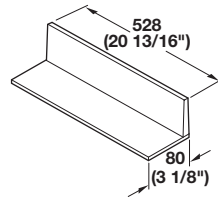
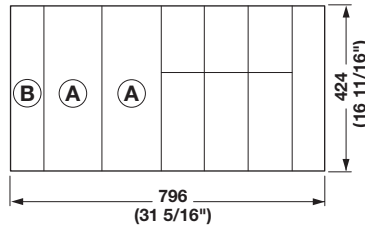
For outside cabinet width 18"



For outside cabinet width 24"



For outside cabinet width 36"



Cutlery Tray

Material: MDF veneer; Dividers: Solid Wood

Finish	For outside cabinet width	Actual Width	Item No.
walnut	18"	13 5/16"	556.91.601
	24"	19 5/16"	556.91.602
	36"	31 5/16"	556.91.603
birch	18"	13 5/16"	556.91.901
	24"	19 5/16"	556.91.902
	36"	31 5/16"	556.91.903

Width Extension Spacer, optional

Material	Item No.
walnut	556.91.611
birch	556.91.911

Depth Extension Spacer, required

Material	A	Item No.
walnut	600 (23 5/8")	556.91.622
	1200 (47 1/4")	556.91.623
birch	600 (23 5/8")	556.91.922
	1200 (47 1/4")	556.91.923

Design Information

For Face Frame Cabinets				For Frameless Cabinets		
Cabinet	18"	24"	36"	18"	24"	36"
Interior width	13 3/8"	19 3/8"	31 3/8"	15 1/8"	21 1/8"	33 1/8"
Outside cabinet width minus 3" for frame, 3/8" clearance for drawer box and 5/8" drawer box material = 4 5/8" subtracted from the outside cabinet to interior drawer dimension.				Outside cabinet width minus 1 1/4" for sidewall, 3/8" clearance for drawer box and 5/8" drawer box material = 2 7/8" subtracted from the outside cabinet to interior drawer dimension.		
Wood Drawer 502 mm (19 3/4") is the standard interior drawer depth when using 21" slides and 5/8" material						
Moovit Drawer 530 mm (20 7/8") is the standard interior drawer depth when using a 550 mm (21 5/8") deep moovit drawer system						

Dimensions in mm
Inches are approximate

FC **3.60**