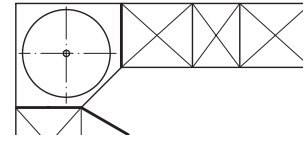
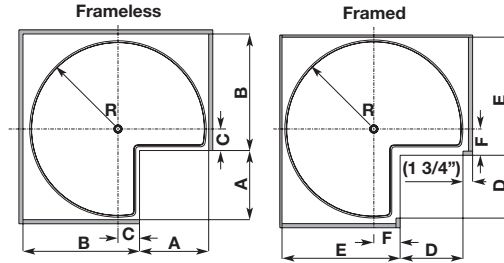


Revolving Three-quarter Round Pie-Cut

- Works with overlay and inset doors
- Shelves should be positioned above or below door hinges



Non Slip

3

Arena Plus Tray Set


- Post-mounted
- With self-centering cam and pin

Material: Shelf: Melamine; Surround: Steel, powder-coated

Size	Radius R	A	B	C	D	E	F	Champagne/ Maple	Chrome/ Maple	Chrome/ White
610 (24")	305 (12")	279 (10 15/16")	358 (14 1/16")	40 (1 9/16")	256 (10 1/16")	377 (14 13/16")	59 (2 5/16")	541.11.811	541.11.111	541.11.211
711 (28")	355 (14")	294 (11 9/16")	444.5 (17 1/2")	74.5 (2 15/16")	268 (10 9/16")	464 (18 1/4")	94 (3 11/16")	541.11.812	541.11.112	541.11.212
813 (32")	410 (16 1/8")	321 (12 1/16")	527 (20 3/4")	102 (4")	269 (11 3/8")	546 (21 1/2")	121 (4 3/4")	541.11.813	541.11.113	541.11.213

Note

Use with posts below



Three-quarter Round Revolving Wire Shelf

- With self-centering cam and pin
- Height: 3 1/8"

Material: Steel; Finish: chrome

For corner base units	Diameter	Item No.
800 × 800 (31 1/2 × 31 1/2")	Ø700 (27 9/16")	541.18.222
900 × 900 (35 7/16 × 35 7/16")	Ø820 (32 5/16")	541.18.231

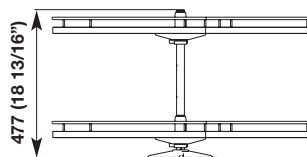
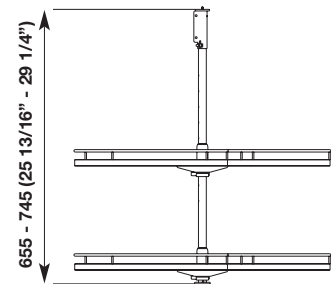


Center Post

- Height adjustable 655 – 745 mm (25 13/16 – 29 1/4")
- Must be mounted to top and bottom shelf of cabinet

Material: Steel, powder-coated

Finish	Item No.
matt nickel	541.17.226
chrome	541.17.227



Center Post

- With stand for cabinet bottom mounting
- Internal height min: 477 mm (18 13/16")

Material: Steel, plated
Bearing: Plastic

Finish	Item No.
matt nickel	541.56.891
chrome	541.46.291

Dimensions in mm
Inches are approximate