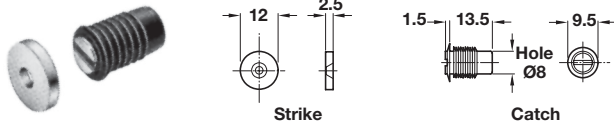
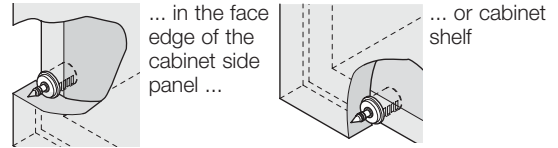


- For end-drilled installation in cabinet face edges
- Press-fit or glued

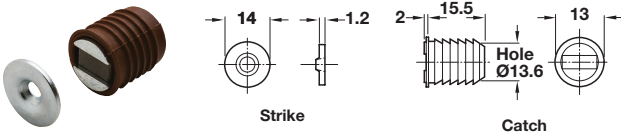
These magnetic catches can be installed ...



- Approximately 2 kg (4.5 lbs) pull
- Catch: press-fit, fixed
- Strike: screw-mounted, fixed

Material: Catch: Plastic; Strike: Chromed metal

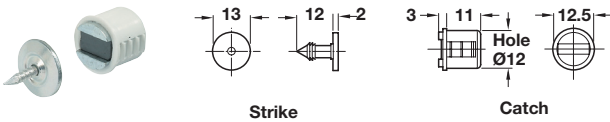
Color	Item No.
black	246.01.312



- Approximately 2.5 – 3.5 kg (5.5 – 7.7 lbs) pull
- Catch: press-fit, fixed
- Strike: screw-mounted, fixed

Material: Catch: Plastic; Strike: Chromed metal

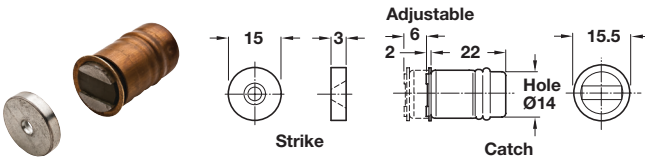
Color	Item No.
white	246.03.709
brown	246.03.101



- Approximately 2 – 3 kg (4.5 – 6.6 lbs) pull
- Catch: press-fit, fixed
- Strike: knock-in, floating

Material: Catch: Plastic; Strike: Chromed metal

Color	Item No.
white	246.43.758



- Approximately 5 kg (11 lbs.) pull
- Catch: glued, adjustable
- Strike: screw-mounted, fixed

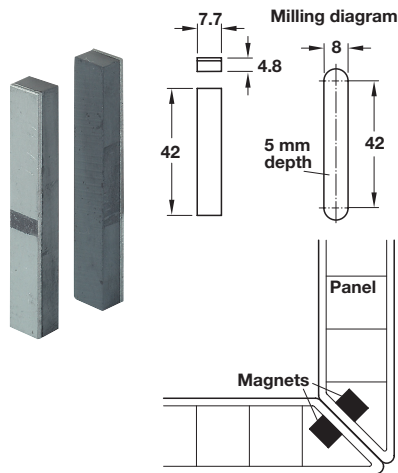
Material: Catch: Brass; Strike: Chromed metal

Finish	Item No.
nickel-plated	246.02.211

Dimensional data not binding. We reserve the right to alter specifications without notice.

Processing instructions:

- Insert magnet system in door and panel, recess and glue (the magnet system must stand back slightly and definitely not protrude)
- Cover with filler and grind smooth
- Apply veneer or edge strip



Magnet System

- Approximately 2 kg (4.5 lbs.) pull
- Press-fit
- With glued-on metal backing plate
- Minimum mounting dimensions
- Completely invisible
- High adhesion and pull forces
- Predestined for miter doors
- Silent action
- Adhesion force is maintained, even if the door is warped by several millimeters
- Virtually unlimited lifespan

Material: Magnet: Hard Ferrite; Counterpiece: Steel

Item No.
246.70.004

Flat head wood screws	page 11.144
Flat head screws	pages 11.137-11.138, 11.140

Dimensions in mm
Inches are approximate