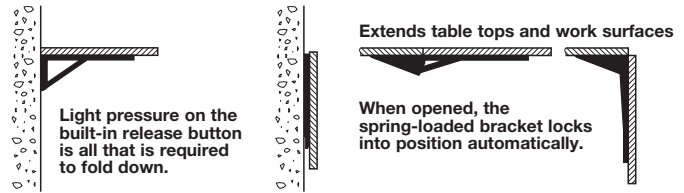


Note

Load capacities are approximate figures and can change depending on application. These figures were determined by static testing distributing the weight evenly over the surface, but not extending the length of the bracket.

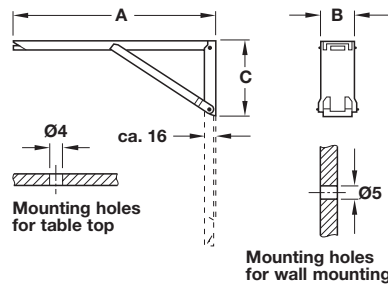
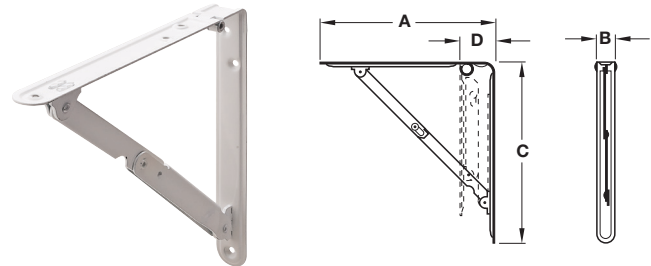


Bracket

- Folding with locking devices

Material: Steel, enameled

A	C	D	B	Screw hole	Load capacity/pair	Brown	White
210	200	40	25	3.5	50 kg (110 lbs)	287.40.203	287.40.105
310	307	45	27	4.0	70 kg (154 lbs)	287.40.212	287.40.114
400	425	55	27	4.0	85 kg (187 lbs)	287.40.221	287.40.123



Hinged Spring Bracket

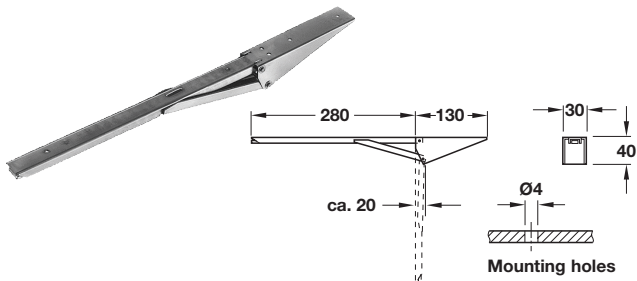
- Screw-mounted, for vertical installation
- Load capacity to 40 kg (88 lbs.) per pair.

Material: Steel; Finish: yellow chromated

A	C	B	Item No.
250	85	30	287.41.906
380	120	30	287.41.915

Material: Stainless Steel

A	C	B	Item No.
250	85	30	287.41.600
380	120	30	287.41.610

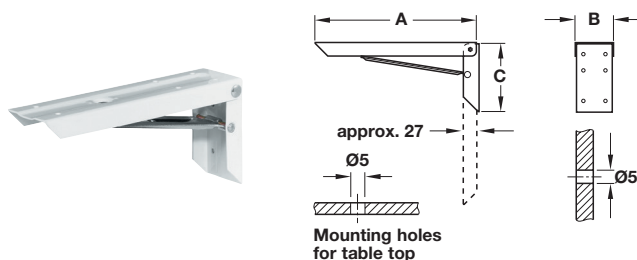


Hinged Spring Bracket

- Screw-mounted, for horizontal installation
- Load capacity to 30 kg (66 lbs.) per pair.

Material: Steel

Finish	Item No.
yellow chromated	287.41.951



Bracket

- Folding with locking device
- Load capacity to 100 kg (220 lbs.) per pair.

Material: Steel; Color: white lacquer; Support: galvanized

A	C	B	Item No.
200	105	60	287.54.721
250	105	60	287.54.726
300	105	60	287.54.731

Dimensional data not binding. We reserve the right to alter specifications without notice.

Dimensions in mm
Inches are approximate