

Surface Connector

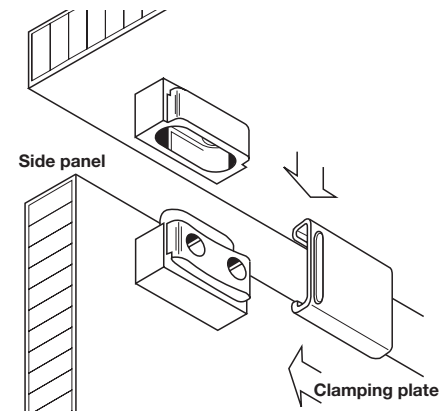
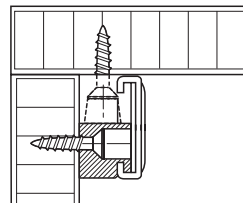
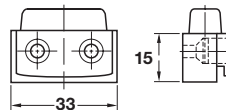
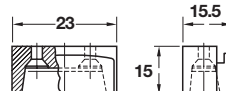
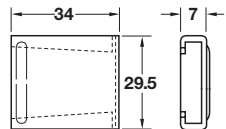
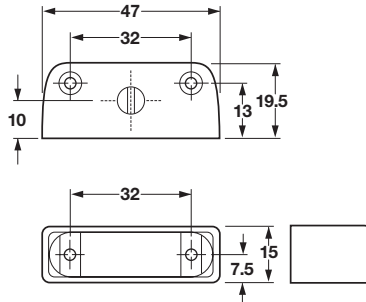
- Screw-on version

Material: Plastic

Color	Item No.
white	261.16.710



Shown in black

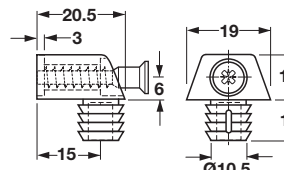


Surface Connector

- Includes two rectangular, screw-mounted elements (male and female, with taper effect), providing a secure interlocking grip, locked together by a steel clamping plate

Material: Clamping plates: Steel
Mounting elements: Plastic

Color	Item No.
white	262.67.701



Two-piece RTA Connector

Material: Nylon

Color	Item No.
brown	262.32.100

Dimensional data not binding. We reserve the right to alter specifications without notice.

Flat head screws

pages 11.137-11.138, 11.140

Dimensions in mm
Inches are approximate