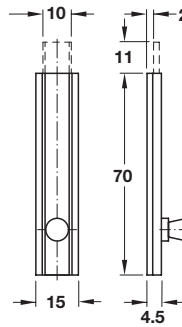
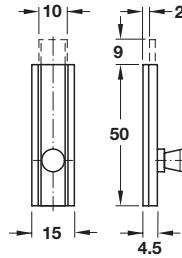
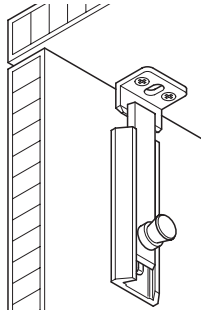
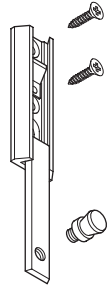


Mounting directions

1. Unscrew the threaded knob so that the screw holes are exposed.



2. The guide can now be installed. Return the slide and screw into place.



Threaded Bolt

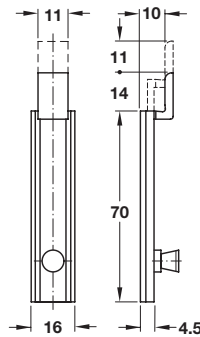
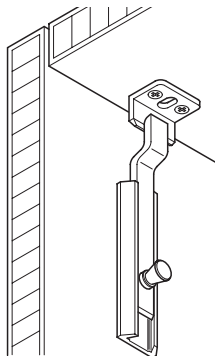
- With concealed screw holes
- Solid brass with straight slide

Material: Brass

Finish	Item No.
chrome matt	252.01.629

Material: Brass

Finish	Item No.
chrome matt	252.01.647



Threaded Bolt

- With concealed screw holes
- Brass with cranked slide

Material: Brass

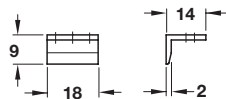
Finish	Item No.
chrome polished	252.02.644
polished	252.02.242

Strike

- Plain bracket and 3 screw holes

Material: Brass

Finish	Item No.
nickel-plated	251.60.703
polished	251.60.007



Dimensional data not binding. We reserve the right to alter specifications without notice.

Flat head screws	pages 11.137-11.138, 11.140
Pan head screws	pages 11.139-11.140

Dimensions in mm
Inches are approximate