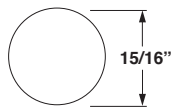
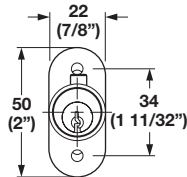
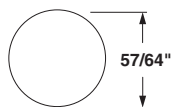
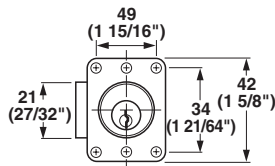
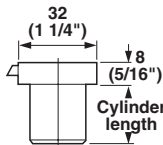


**High Security – National Lock**

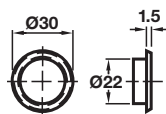
- Locks on this page meet or exceed: ANSI/BHMA Grade 1 cylinder pull and cycle test
- Approved by WI – Woodworkers Institute
- Master keying and General Master systems available upon request
- 650 key changes are possible
- Please include a key plan. Allow 2-3 weeks to produce.



Mounting Hole



Mounting Hole



**Sliding Door Locks**

- For application in sliding wood doors
- 4 pin tumblers include 100 key changes
- Cylinder length 1 1/8", Bolt travel 7/16"
- Surface mounted, requires a Ø15/16" hole
- Key turns 90°

**Keyed Different**

Material: Lock and Keys: Brass-plated

Finish	National No.	Item No.
brushed chrome	C8142-KD-26D	234.48.400

**Keyed Alike**

Material: Lock and Keys: Brass-plated; Finish: brushed chrome

Keying #'s	National No.	Item No.
101	C8142-101-26D	234.48.401
103	C8142-103-26D	234.48.402
107	C8142-107-26D	234.48.403
915	C8142-915-26D	234.48.404

**Supplied With**

- 2 keys
- Locking sleeve
- Screws

**Spring Bolt Locks**

- For right hand applications
- 4 pin tumblers include 850 key changes
- Cylinder length 3/4", bolt travel 7/32"
- Surface mounted, requires a Ø57/64" hole
- Key turns 90°

**Keyed Different**

Material: Lock and Keys: Brass-plated

Finish	National No.	Item No.
brushed chrome	C8139-KD-26D	232.06.400

**Keyed Alike**

Material: Lock and Keys: Brass-plated; Finish: brushed chrome

Keying #'s	National No.	Item No.
101	C8139-101-26D	232.06.401
103	C8139-103-26D	232.06.402
107	C8139-107-26D	232.06.403
915	C8139-915-26D	232.06.404

**Supplied With**

- 2 keys
- Strike plate
- Screws

**Cylinder Rosettes**

- Order separately

Material: Brass

Finish	National No.	Item No.
brushed chrome	C2017-26D	232.14.000

10

Dimensions in mm  
Inches are approximate

Dimensional data not binding. We reserve the right to alter specifications without notice.