
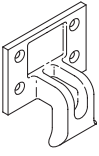
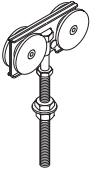

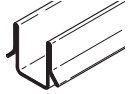


1

**Straightaway 320**  
**Individual Components**

	Description	Material	Finish	Length	Item No.
	Wood door trolley hanger, Vertical and lateral adjustment	Steel, ball bearing lubricated	-	-	942.52.010
	Wood door guide, heavy-duty plough type. For minimum door thickness 44 (1 3/4") <b>Note</b> 2 pcs. required per panel	Steel	galvanized	-	942.51.030
	Metal door trolley hanger, vertical and lateral adjustment, with extended pendant for use with hollow tubular frame sections up to 90 (3 9/16") deep or steel angle construction <b>Note</b> 2 pcs. required per panel	Steel, ball bearing lubricated	-	-	942.52.011
	Metal door guide, For minimum door thickness 50 (2") <b>Note</b> 2 pcs. required per panel	Steel	galvanized Roller: brass	-	942.51.031
	Floor channel, with lugs for mounting into concrete. Suitable for industrial type thresholds where vehicular traffic is likely.	Steel	galvanized	2.1 m (6' 10 11/16")	942.51.821
				3 m (9' 10 1/8")	942.51.830