
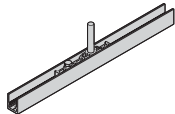


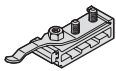




Set

- For a single sliding door without upper track and lower guide channel

Item No.
942.56.002

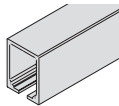
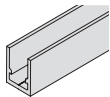
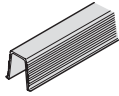

Set Components

Description	Material	Color/Finish	Qty.	Item No.
 Double roller running gear	-	-	2 pcs.	942.56.012
 Carrier profile with suspension plates and M12 hanger bolt	-	-	2 pcs.	942.56.024
 End caps for carrier profile	Plastic	anthracite gray	2 pc.	942.56.029
 Floor mounted guide, rattle-free	Plastic	black	1 pc.	941.60.031
 Track stopper with adjustable retention spring	-	-	1 pc.	942.56.041
 Wall buffer	Rubber	black	1 pc.	941.60.051
 Locking wrench	Steel	-	1 pc.	941.20.091

Note

Item numbers are valid only for 1 piece, when ordering individual components, please state the desired amount
Depending on application an additional track stopper has to be ordered with set
For 2 bi-parting sliding doors please order 2 sets

Individual Components

Description	Material	Color/Finish	Length	Item No.
 Upper track, pre-drilled	Aluminum	anodized, clear	4 m (13' 1 1/2")	942.56.940
			6 m (19' 8 1/4")	942.56.960
 Suspension profiles	Aluminum	anodized, clear	2.5 m (8' 2 7/16")	946.14.925
			6.5 m (21' 3 15/16")	946.08.651
 Guide rail, glue-in type	Plastic	black	3 m (9' 10 1/8")	941.61.130
 Connecting bolts, for upper tracks	Steel	galvanized	-	942.56.090

Installation Plan

(Included in fitting set), mounting instructions for planning and execution available upon request.

Confort guides	Page 1.160
Other lower guide options	Page 1.161

Dimensional data not binding. We reserve the right to alter specifications without notice.

Dimensions in mm
Inches are approximate