








Set


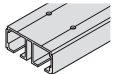

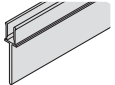


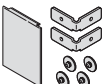

- For 1 sliding door without the upper running tracks

Item No.
941.12.000

Individual Components

Description	Material	Color/Finish	Qty.
 Running gear with four wheels	Plastic	white	2 pcs.
 Suspension bolt, M8 x 35 mm	Steel	zinc-plated	2 pcs.
 Set nut, M8	Steel	zinc-plated	2 pcs.
 Suspension plate	Aluminum	-	2 pcs.
 Door stopper with adjustable retention spring	Plastic	gray	2 pcs.
 Lower guide with plastic horizontal wheels	Steel	zinc-plated	1 pc.
 Fixing screws	-	-	1 set

Individual Components

Description	Material	Color/Finish	Length	Item No.
 Single upper running track, 39 x 41 (1 9/16" x 1 5/8")	Aluminum	anodized	2.5 m (8' 2 7/16")	941.00.253
			3.5 m (11' 5 25/32")	941.00.353
			6 m (19' 8 1/4")	941.00.603
 Dual upper running track, 73 x 31 (2 7/8" x 1 1/4")	Aluminum	anodized	2.5 m (8' 2 7/16")	941.12.925
			3.5 m (11' 5 25/32")	941.12.935
			6 m (19' 8 1/4")	941.12.960
 Spacer profile for wall mounting of single upper running track, 11 x 36 (7/16" x 1 7/16")	Plastic	gray	2 m (6' 6 3/4")	941.13.220
 Clip-in skirt, 10 x 42 (3/8" x 1 11/16")	Aluminum	anodized	2.5 m (8' 2 7/16")	941.12.325
			3.5 m (11' 5 25/32")	941.12.335
			6 m (19' 8 1/4")	941.12.360
 Clip-on fascia to upper running track, 7 x 60 (5/16" x 2 3/8")	Aluminum	anodized	2.5 m (8' 2 7/16")	941.12.425
			3.5 m (11' 5 25/32")	941.12.435
			6 m (19' 8 1/4")	941.12.460
 Brush seal for clip-on fascia, 5 x 5 (3/16" x 3/16")	Plastic	gray	10 m (32' 9 11/16")	405.80.500
 End piece to fascia, one-sided, wall mounted, 51 x 60 (2" x 2 3/8")	Aluminum	anodized	-	941.12.060
 Soft closer	-	-	Soft closer 10 - 60 kg (22 - 132 lbs.)	940.60.045
			Soft closer 61 - 100 kg (135 - 220 lbs.)	940.60.010
			Cover cap for soft closer	940.60.094
			Drill jig for soft closer	940.60.095

Installation Plan

(included in fitting set), mounting instructions for planning and execution available upon request.