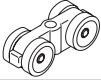

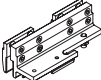




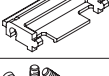



Set

	Item No.
	941.00.005

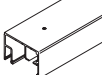


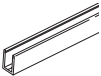




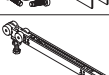
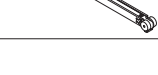
Set Components

	Description	Material	Color/Finish	Qty.
	Double roller running gear	-	-	2 pcs.
	Suspension bolt, M8 x 35	Steel	zinc-plated	2 pcs.
	Clamp shoe, adjustable from 8 - 12.7 (5/16" - 1/2")	Aluminum	mill finish	2 pcs.
	Track stopper, with adjustable retention spring	Plastic	gray	1 pc.
	Track stopper	Plastic	gray	1 pc.
	Floor guide, adjustable from 6 - 12.7 (1/4" - 1/2")	-	-	1 pc.
	Buffer	Rubber	black	1 pc.
	Fascia clip	Plastic	gray	12 pcs.
	Mounting screws	-	-	1 set

Note

Items are not available separately; use fascia clip every 300 mm (11 13/16").

Individual Components

	Description	Material	Color/Finish	Length	Item No.
	Upper tracks, pre-drilled, 86 X 58 (3 3/8" x 2 9/32")	Aluminum	anodized	2.5 m (8' 2 7/16")	941.00.256
				3.5 m (11' 5 25/32")	941.00.356
				6 m (19' 8 1/4")	941.00.606
	Clip-on fascia, 30 X 8 (1 3/16" x 21/64")	Aluminum	anodized	2.5 m (8' 2 7/16")	941.01.025
				3.5 m (11' 5 25/32")	941.01.035
				6 m (19' 8 1/4")	941.01.060
	Wall profile, 15 X 15 (19/32" x 19/32")	Aluminum	anodized	2.5 m (8' 2 7/16")	941.12.525
				3 m (9' 10 1/8")	941.12.530
				6 m (19' 8 1/4")	941.12.560
	Fixed glazing profile/lower guide channel, Pre-drilled, 30 x 20 (1 3/16" x 25/32")	Aluminum	anodized	2.5 m (8' 2 7/16")	941.01.725
				3.5 m (11' 5 25/32")	941.01.735
				6 m (19' 8 1/4")	941.01.760
	Sealing profile	Rubber	black	20 m (65' 7 13/32")	941.00.103
	Seal	Plastic	black	20 m (65' 7 13/32")	941.00.094
	Disposable cover	Plastic	-	2 m (6' 6 3/4")	941.00.207
	Milling jig	-	-	-	941.00.095
	Mounting set for fixed glazing profile	Aluminum	anodized	-	941.01.899
	Soft closer 10 - 60 kg (22 - 132 lbs.)	-	-	-	940.60.045
	Soft closer 61 - 100 kg (135 - 220 lbs.)	-	-	-	940.60.010
	Cover cap for soft closer	-	-	-	940.60.094

Dimensional data not binding. We reserve the right to alter specifications without notice.

Dimensions in mm
Inches are approximate