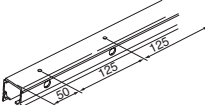
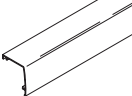
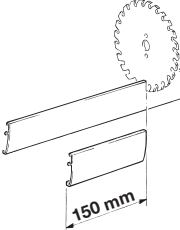
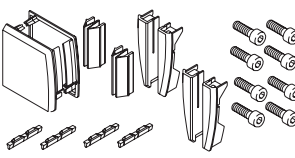



Individual Components

	Description	Material	Color/Finish	Length	Item No.
	Upper Tracks, pre-drilled, 41 x 39 (1 39/64" x 1 17/32")	Aluminum	unanodized	2.5 m (8' 2 7/16")	941.00.253
				6 m (19' 8 1/4")	941.00.603
	Clip-on Fascia, to upper track, 46 x 43 (1 13/16" x 1 11/16")	Aluminum	anodized	2.5 m (8' 2 7/16")	941.01.925
				6 m (19' 8 1/4")	941.01.960
	Clip-on Fascia, to clamping shoe, 56 x 10 (2 13/64" x 25/64")	Aluminum	anodized	2.5 m (8' 2 7/16")	941.01.625
<p>Note Has to be cut to size, refer to drawings on page 1.214</p>					
	End Caps, to clip-on fascia to upper track and clamp shoe	Plastic	anthracite	-	941.01.999
<p>Order requirements: Option A 1 set Option B and C 2 sets</p>					
	Soft closer 10 – 60 kg (22 – 132 lbs)				940.60.045
	Soft closer 61 – 100 kg (135 – 220 lbs)				940.60.010
	Cover cap for soft closer				940.60.094
	Drill jig for soft closer				940.60.095

Note

Mounting instructions (included in fitting set) for planning and execution available upon request. Clip-on fascias and end caps can also be used for the Junior 40 and 80/GS sliding systems.

Dimensional data not binding. We reserve the right to alter specifications without notice.

Floor mounted door stop	Page 1.204
HAWA Toplock	Pages 1.289-1.293

Dimensions in mm
Inches are approximate