
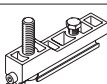
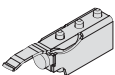


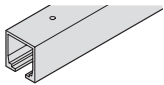


Individual Components

Description	Material	Color	Length	Qty.	Item No.
 Double roller running gear	Wheels: Nylon	-	-	2 pcs.	940.80.012
 Suspension bolt with bolt, M10	-	-	-	2 pcs.	940.80.019
 Track stopper with adjustable retention spring	-	-	-	2 pcs.	940.80.041
 Wall buffer	Rubber	black	-	1 pc.	940.80.051
 Locking wrench to suspension plate	Steel	-	-	1 pc.	940.80.092
 Upper tracks, pre-drilled	Aluminum	anodized, clear	1.4 m (4' 7 1/8")	-	940.80.140
			1.6 m (5' 3")	-	940.80.160
			1.8 m (5' 10 7/8")	-	940.80.180
			2 m (6' 6 3/4")	-	940.80.200
			2.2 m (7' 2 5/8")	-	940.80.220
			2.5 m (8' 2 7/16")	-	940.80.250
			3 m (9' 10 1/8")	-	940.80.300
			4 m (13' 1 1/2")	-	940.80.400
6 m (19' 8 1/4")	-	940.80.600			

Note

Item numbers are valid for only 1 piece, when ordering individual components please state the desired amount. For 2 bi-parting sliding glass doors, please order 2 sets.

Dimensional data not binding. We reserve the right to alter specifications without notice.

HAWA angle profile	Page 1.287
Floor mounted door stop	Page 1.204
HAWA assembly wedge	Page 1.288
Glass suspension profile and glazing components	Page 1.297
Locks	Pages 1.294-1.295
Lower guides and lower guide channel	Page 1.298
Finishes	Page 1.296
Soft Close	Page 1.286

Dimensions in mm
Inches are approximate