

Set

- For a single sliding door without track

	Item No.
	940.81.000




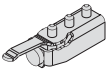


Supplied With

Mounting instructions

Note

The complete fitting set is always delivered without running and guide rails, please order separately.

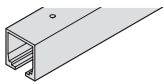
Set Components

	Description	Material	Color	Qty.	Item No.
	Double roller running gear	-	-	2 pcs.	940.80.012
	Suspension bolt, M10	-	-	2 pcs.	941.00.072
	Clamp shoe, adjustable from 6 – 12.7 (1/4" – 1/2")	Aluminum	-	2 pcs.	941.00.020
	Track stopper	-	-	2 pcs.	940.80.041
	Floor guide, adjustable from 6 – 12.7 (1/4" – 1/2")	-	-	1 pc.	941.00.031
	Buffer	Rubber	black	1 pc.	407.01.930

Note

Item numbers are valid for only 1 piece, when ordering individual components please state the desired amount. For 2 bi-parting sliding glass doors, please order 2 sets.

Individual Components

	Description	Material	Finish	Length	Item No.
	Upper tracks, pre-drilled	Aluminum	anodized, clear	1.4 m (4' 7 1/8")	940.80.140
				1.6 m (5' 3")	940.80.160
				1.8 m (5' 10 7/8")	940.80.180
				2 m (6' 6 3/4")	940.80.200
				2.2 m (7' 2 5/8")	940.80.220
				2.5 m (8' 2 7/16")	940.80.250
				3 m (9' 10 1/8")	940.80.300
				4 m (13' 1 1/2")	940.80.400
			6 m (19' 8 1/4")	940.80.600	

Dimensional data not binding. We reserve the right to alter specifications without notice.

HAWA Angle profile	Page 1.287
HAWA Toplock	Pages 1.289-1.293
Lower guide channel	Page 1.298
Clip-on fascias and end caps to clamp shoe	Page 1.215
Floor mounted door stop	Page 1.204
Glass edge protection seals	Page 1.298
Soft Close	Page 1.286

Dimensions in mm
Inches are approximate