

Set

- For a single sliding door without track

	Item No.
	940.41.001




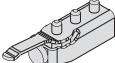



Supplied With

Mounting instructions

Note

The complete fitting set is always delivered without running and guide rails, please order separately.

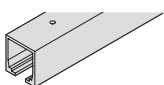
Set Components

	Description	Material	Color	Qty.	Item No.
	Double roller running gear	-	-	2 pcs.	940.40.012
	Suspension bolt, M8, including mounting screws	-	-	2 pcs.	940.41.022
	Patch suspension	-	-	2 pcs.	940.40.038
	Track stopper with adjustable retention spring	-	-	1 pc.	940.40.041
	One-way drilling jig	-	-	1 pc.	940.40.089
	Wall buffer	Rubber	black	1 pc.	940.40.051
	Height adjusting pin	-	-	1 pc.	940.40.090

Note

Item numbers are valid for only 1 piece, when ordering individual components please state the desired amount. For 2 bi-parting sliding glass doors, please order 2 sets

Individual Components

	Description	Material	Finish	Length	Item No.
	Upper tracks, pre-drilled	Aluminum	anodized, clear	1.4 m (4' 7 1/8")	940.40.140
				1.6 m (5' 3")	940.40.160
				1.8 m (5' 10 7/8")	940.40.180
				2 m (6' 6 3/4")	940.40.200
				3 m (9' 10 1/8")	940.40.300
				4 m (13' 1 1/2")	940.40.400
				6 m (19' 8 1/4")	940.40.600

HAWA Angle profile	Page 1.287
HAWA Toplock	Page 1.289-1.293
Lower guide channel	Page 1.298
Floor mounted door stop	Page 1.204
Glass edge protection seals	Page 1.298
HAWA Junior/GP/Fixed glass	Pages 1.178-1.179

Dimensional data not binding. We reserve the right to alter specifications without notice.

Dimensions in mm
Inches are approximate