

1

Variofold 80/H

Order Specifications:

- Length of upper track (opening)
- Select appropriate set types and number of sets
- Length of lower guide channel
- Number of hinges
- Door seals if desired
- Locks if desired

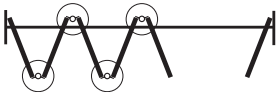
Individual Components

	Description	Material	Color/Finish	Length	Item No.
	Upper track, pre-drilled	Aluminum	clear anodized	6 m (19' 8 1/4")	943.27.960
	Lower guide channel, pre-drilled, 24 x 24 (15/16" x 15/16")	Aluminum	clear anodized	6 m (19' 8 1/4")	940.81.600
	Heavy duty ball bearing hinge - ≤ 2 m (8' 2 7/16") 2 pcs. required - ≤ 3.5 m (11' 5 13/16") 3 pcs. required	Stainless Steel (316)	-	-	926.21.003
	Door seal	Rubber	black	10 m (32' 9 11/16")	950.07.406

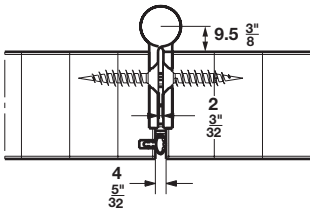
Installation Plan

(Included in fitting set), mounting instructions for planning and execution available upon request.

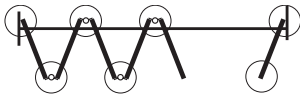
Hinge Positions:



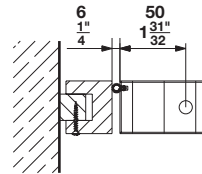
Stainless Steel hinge



Door Seal Positions:

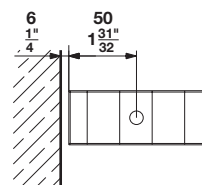


Wall Section Detail:



Version A

With on site fitted compensation frame and door seal



Version B

Direct wall attachment requires 6 mm (1/4") clearance