









### Set

- Without upper track and lower guide channel

Description	Item No.
2 panel	407.58.003
4 panel	407.58.004
6 panel	407.58.006

### Set Components

	Description	Material	Color/Finish	2 panel Qty.	4 panel Qty.	6 panel Qty.	Item No.
	Double roller running gear	Wheels: Nylon	-	1 pc.	2 pcs.	3 pcs.	940.80.012
	Suspension plate, M10 bolt and mounting screws	-	-	2 pcs.	3 pcs.	4 pcs.	407.58.030
	Upper pivot, M10	-	-	1 pc.	1 pc.	1 pc.	407.58.010
	Lower pivot, M8	-	-	1 pc.	1 pc.	1 pc.	407.58.012
	Butt hinge	Steel	galvanized	3 pcs.	9 pcs.	15 pcs.	407.78.989
	Height adjusting pin	Steel	galvanized	1 pc.	1 pc.	1 pc.	940.40.091
	Stop bracket	-	-	1 pc.	2 pcs.	3 pcs.	407.58.020
	Lower guide plate, with plastic slider	-	-	-	2 pcs.	3 pcs.	943.04.030

### Note

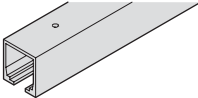

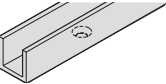
For a 4 panel opening where 2 panels fold to the left and 2 panels fold to the right side of the opening, please order 2 sets of the 2 panel set. Butt hinges included in fitting set are for a maximum panel height of 2.2 m (7' 2 5/8"), order additional hinges based on the chart below.

### Individual Components

#### Order specifications:

- Width of sliding door
- Type of set, left or right

up to 2.2 m (7' 2 5/8")	=	3
up to 2.7 m (8' 10 5/16")	=	4
up to 3.2 m (10' 6")	=	5

	Description	Material	Color/Finish	Length	Item No.
	Upper tracks, pre-drilled	Aluminum	anodized, clear	1.4 m (4' 7 1/8")	940.80.140
				1.6 m (5' 3")	940.80.160
				1.8 m (5' 10 7/8")	940.80.180
				2 m (6' 6 3/4")	940.80.200
				2.2 m (7' 2 5/8")	940.80.220
				2.5 m (8' 2 7/16")	940.80.250
				3 m (9' 10 1/8")	940.80.300
				4 m (13' 1 1/2")	940.80.400
	Butt hinge	Steel, galvanized	zinc-plated	-	407.78.989
			nickel-plated, dull-brushed	-	407.78.685
			brass-plated, dull-brushed	-	407.78.881
	Lower guide channel, pre-drilled 20 x 20 (25/32" x 25/32")	Aluminum	anodized, clear	2.5 m (8' 2 7/16")	941.00.925
				6 m (19' 8 1/4")	941.00.960

### Installation Plan

(included in fitting set), mounting instructions for planning and execution available upon request.

Dimensional data not binding. We reserve the right to alter specifications without notice.

Dimensions in mm  
Inches are approximate