



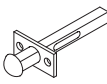



Individual Components

Order specifications:

- Number of running gears (2 per door) and upper guides
- Lower track and upper guide channel lengths
- Door weight, height and width
- Type of stopper

	Description	Material	Color/Finish	Length	Item No.
	Lower track, pre-drilled 10 x 21 (3/8" x 13/16")	Brass	-	3 m (9' 10 1/8")	941.80.730
				2.1 m (6' 10 11/16")	941.80.721
		Stainless Steel	-	3 m (9' 10 1/8")	941.80.630
				2.1 m (6' 10 11/16")	941.80.621
	Upper guide channel, pre-drilled 44 x 29 (1 47/64" x 1 9/64")	Steel	galvanized	3 m (9' 10 1/8")	941.80.830
				2.1 m (6' 10 11/16")	941.80.821
	Lower running gear, wheel with ball bearing	Casing: Die-cast Wheel: Steel	-	-	941.80.010
	Upper guide with horizontal wheel	Casing: Die-cast Wheel: Nylon	-	-	941.80.030
	Spring loaded door stop, drilled into door	Steel	galvanized	-	942.30.051
	Buffer	Rubber	black	-	941.80.050

Dimensional data not binding. We reserve the right to alter specifications without notice.

Dimensions in mm
Inches are approximate