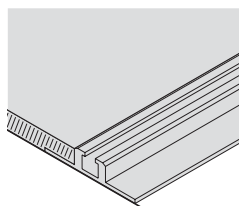
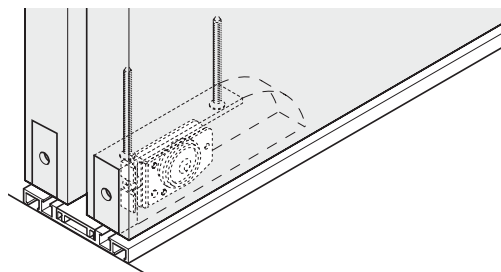


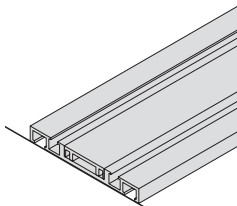
1

EKU Divido - Lower Guide Application

- For top-hung sliding door systems EKU Divido 100 H and 100 HM
- Suitable as an additional floor guide option, especially for doors wider than 900 mm (35 7/16")
- Includes a spring-loaded anti-derail function which prevents unintentional disengagement through lifting or lateral shifting of doors

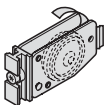



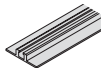
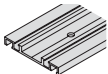



Surface mounted



Recess/Flush mounted

Individual Components

	Description	Material	Color/Finish	Length	Item No.
	Spring loaded running gear with anti-derail device, single wheel, used as lower guide, non-weight bearing Note 2 pcs. are required per sliding door	-	-	-	941.12.030
	Adapter for running gear, includes mounting screws	Plastic	anthracite	-	941.12.031
	Single lower running track, recessed, 13 x 8 (33/64" x 5/16")	Aluminum	anodized	2.5 m (8' 2 7/16")	941.13.825
				3.5 m (11' 5 13/16")	941.13.835
				6 m (19' 8 1/4")	941.13.860
	Mounting profile for single lower running track, recessed, 51 x 10 (2" x 3/8")	Aluminum	anodized	2.5 m (8' 2 7/16")	941.13.125
				3.5 m (11' 5 13/16")	941.13.135
				6 m (19' 8 1/4")	941.13.160
	Single lower running track, surface mounted, 38 x 8 (1 1/2" x 5/16")	Aluminum	anodized	2.5 m (8' 2 7/16")	941.13.725
				3.5 m (11' 5 13/16")	941.13.735
				6 m (19' 8 1/4")	941.13.760
	Dual lower running track, surface mounted, 68 x 8 (2 11/16" x 5/16")	Aluminum	anodized	2.5 m (8' 2 7/16")	941.13.625
				3.5 m (11' 5 13/16")	941.13.635
				6 m (19' 8 1/4")	941.13.660
	Clip profile to mounting profile and dual lower running track, 25 x 6 (1" x 1/4")	Aluminum	anodized	2.5 m (8' 2 7/16")	941.12.825
				3.5 m (11' 5 13/16")	941.12.835
				6 m (19' 8 1/4")	941.12.860

Installation Plan

(Included in fitting set), mounting instructions for planning and execution available upon request.